

STATUS

Available

REF. NUMBER

HS283

PUMP MANUFACTURE /TYPE

Casappa PLP 20-16-D

PUMP PRES. (BAR)

260

DISPLACEMENT (CM3/R)

16,85

PUMP FLOW (L/MIN.)

24,6

ELECTRONIC MOTORS MANUFACTURE

Marelli Motori

ELECTRONIC MOTORS KW

11

ELECTRONIC MOTORS VOLT

400

ELECTRONIC MOTORS HZ

50

ELECTRONIC MOTORS RPM

1460

TANK DIMENSION (CM) L

60

TANK DIMENSION (CM) W

45

TANK DIMENSION (CM) H



40


REMARKS

Svendborg Hydraulik Type SH100

PDF

[plp10](#)





CASAPPA
POLARS PUMP

PLP 20-16-D 25.3k Vmax 250 Bar

GENERAL DATA PUMPS AND MOTORS

| Series | Pump type PLP Model type PLM | Displacement in³/rev (cm³/rev) | Max. pressure psi (bar) | | | Max. speed rpm | Min. speed |
|------------|------------------------------|-----------------------------------|----------------------------|----------------|----------------|-------------------|------------|
| | | | P ₁ | P ₂ | P ₃ | | |
| POLARS 10 | PL 10-1 | 0.07 (1.07) | 3770 (260) | 4060 (280) | 4205 (290) | 4000 | 650 |
| | PL 10-1.5 | 0.10 (1.6) | 3770 (260) | 4060 (280) | 4205 (290) | 4000 | 650 |
| | PL 10-2 | 0.13 (2.13) | 3770 (260) | 4060 (280) | 4205 (290) | 4000 | 650 |
| | PL 10-2.5 | 0.16 (2.67) | 3770 (260) | 4060 (280) | 4205 (290) | 4000 | 650 |
| | PL 10-3 | 0.20 (3.34) | 3770 (260) | 4060 (280) | 4205 (290) | 4000 | 650 |
| | PL 10-4 | 0.26 (4.27) | 3625 (250) | 3915 (270) | 4060 (280) | 4000 | 650 |
| | PL 10-5 | 0.33 (5.34) | 3625 (250) | 3915 (270) | 4060 (280) | 4000 | 650 |
| | PL 10-5.8 | 0.38 (6.20) | 3335 (230) | 3625 (250) | 3770 (260) | 3500 | 600 |
| | PL 10-6.3 | 0.41 (6.67) | 3335 (230) | 3625 (250) | 3770 (260) | 3500 | 600 |
| | PL 10-8 | 0.52 (8.51) | 2610 (180) | 2900 (200) | 3045 (210) | 3500 | 650 |
| PL 10-10 | 0.65 (10.67) | 2030 (140) | 2320 (160) | 2465 (170) | 3500 | 650 | |
| POLARS 20 | PL 20-4 | 0.30 (4.95) | 3625 (250) | 4060 (280) | 4350 (300) | 4000 | 600 |
| | PL 20-5.3 | 0.40 (6.51) | 3625 (250) | 4060 (280) | 4350 (300) | 4000 | 600 |
| | PL 20-7.2 | 0.44 (7.26) | 3625 (250) | 4060 (280) | 4350 (300) | 4000 | 600 |
| | PL 20-8 | 0.50 (8.26) | 3625 (250) | 4060 (280) | 4350 (300) | 3500 | 600 |
| | PL 20-9 | 0.56 (9.17) | 3625 (250) | 4060 (280) | 4350 (300) | 3500 | 600 |
| | PL 20-10.5 | 0.66 (10.9) | 3625 (250) | 4060 (280) | 4350 (300) | 3500 | 600 |
| | PL 20-11.2 | 0.69 (11.23) | 3625 (250) | 4060 (280) | 4350 (300) | 3500 | 600 |
| | PL 20-14 | 0.89 (14.53) | 3625 (250) | 4060 (280) | 4350 (300) | 3500 | 500 |
| | PL 20-15 | 1.03 (16.85) | 3625 (250) | 4060 (280) | 4350 (300) | 3000 | 500 |
| | PL 20-15 | 1.16 (19.09) | 2900 (200) | 3190 (220) | 3480 (240) | 3000 | 500 |
| PL 20-19 | 1.59 (25.14) | 2900 (200) | 3190 (220) | 3480 (240) | 3000 | 500 | |
| PL 20-24.5 | 1.52 (24.84) | 2465 (170) | 2755 (190) | 3045 (210) | 2500 | 500 | |
| PL 20-25 | 1.61 (26.42) | 2465 (170) | 2755 (190) | 3045 (210) | 2500 | 500 | |
| PL 20-27.8 | 1.72 (28.21) | 1885 (130) | 2175 (150) | 2465 (170) | 2000 | 500 | |
| PL 20-31.5 | 2.01 (33.03) | 1885 (130) | 2175 (150) | 2465 (170) | 2000 | 500 | |
| PL 30-22 | 1.34 (21.99) | 3625 (250) | 3915 (270) | 4060 (280) | 3000 | 350 | |
| PL 30-27 | 1.63 (26.70) | 3625 (250) | 3915 (270) | 4060 (280) | 3000 | 350 | |
| PL 30-34 | 2.11 (34.55) | 3480 (240) | 3770 (260) | 3915 (270) | 3000 | 350 | |

PLP 20-15